



KIKAI

Suministros Industriales de Seguridad

SF149 C2 LED Lights Rev D



256TCL




256TCFL



256TSL

FEATURES & BENEFITS

- Star Generation IV LEDs
- 26 customer selectable flash patterns, including steady-on
- Shipped in a quad flash pattern
- Twelve different selectable flash patterns in either of two phases, plus Steady-On
- S-Link System™ synchronizing capabilities with other Star LED units, hardwire only
- Extremely low current draw
- Durable polycarbonate, twist on/off lens
- Permanent mount options: Lightweight polycarbonate base with three-holed flange and 1" pipe mount or two-holed flange and 1" pipe mount
- Magnet mount options: Cig. plug (On/Off and Pattern Select) with either standard magnet or vacuum magnet
- Dimensions: short dome - 4 7/8" H x 6 13/32" Dia., tall dome - 6 11/16" H x 6 13/32" Dia.
- Voltage: 10-30V DC or 10-16V DC magnet mount models
- Amp draw: 0.4 amps @ 12V DC, 0.2 amps @ 24V DC
- LED Colors: 
- Approvals: SAE Class II, Selective SAE Class I

PART	DESCRIPTION
256TCFL-*	Tall lens, flange mount, perm. mount
256TCL-*	Tall lens, three hole perm. mount, 1" pipe mount
256TSFL-*	Short lens, flange mount, perm. mount
256TSL-*	Short lens, three hole perm. mount, 1" pipe mount
256TCLM-*	Tall lens, mag. mount, cig. plug
256TSLM-*	Short lens, mag. mount, cig. plug
256TCLV-*	Tall lens, vacuum mag. mount, cig. plug
256TSLV-*	Short lens, vacuum mag. mount, cig. plug





KIKAI

Suministros Industriales de Seguridad

SF149 C2 LED Lights Rev D






240CFL



240SFL

FEATURES & BENEFITS

- Star Generation IV LEDs
- Twenty-six customer selectable flash patterns, including steady-on
- Screw mounted lens, rugged die-cast aluminium base with powder coat finish and universal mounting (permanent mount, flange mount, 1" pipe mount)
- Dimensions 256 series: short dome - 4 3/4" H x 6 13/32" dia., tall dome
- Dimensions 240 series: short dome - 4 1/4" H x 5 1/2" dia. tall dome - 6" H x 5 1/2" dia.
- Voltage: 10-30V DC or 10-16V DC magnet mount models
- Amp draw: .35 amps (average), 12V - 0.41 amps (average)
- Color:   
- Approvals: SAE Class II, Selective SAE Class I

PART	DESCRIPTION
240CFL-*	Tall lens, flange mount, perm. mount
240SFL-*	Short lens, flange base, perm. mount

www.kikai.com.pe

